

SERVICE PROGRAM



SP 3-144-003 REVISION 1A 1-26-09

November, 2008

ATTENTION: SERVICE MANAGERS / PARTS MANAGERS

the system will display any outstanding service programs.

SUBJECT: NEW INSTRUMENT CLUSTER LIGHT BAR

Time Allowance: 0.6 hours per vehicle

VEHICLES AFFECTED: AUTOCAR WXLL MODEL VEHICLES BUILT 27 MAY 2007 to 25 JULY 2008, VIN RANGE 205479 TO 208400

Tools:
A Philips screwdriver is required to perform this service program.

PROGRAM EXPIRES: 15 NOVEMBER 2009

To order parts call: 765-489-6016

Service Program Information:

Autocar has implemented a Diesel Particulate filter (DPF) regeneration feature which requires additional indicator/warning lights on the light bar of the RH instrument cluster. This program describes the procedure for replacing the light bar.

Vehicles Affected:

There are 486 affected vehicles that were manufactured between 27 May 2007 and 25 July 2008, within VIN range 205479 to 208400. Refer to VIN list beginning on *page 2*.

Inspection and Repair:

If the VIN is within the specified range and included in the list beginning on *page 2*, inspect the RH light bar by removing the instrument cluster from dashboard. If the part number of the RH light bar is A1440014-003, it does not need to be replaced. Otherwise, perform the REPAIR PROCEDURE beginning on *page 5*.

NOTE: To determine whether a particular vehicle is affected by this service program (or any other service program), consult the Service & Warranty link on Autocar's website: www.autocartruck.com. After logging into the dealer section of the website, enter the VIN into the VIN Profile;

Parts:

Part number and description	Quantity
RH WXLL – A1440014-003 WXLL Secondary Light Bar	1
RH WXLL – S8730002-002 HEST Lamp Jumper Harness	1

Claims for Reimbursement:

Submit a claim following the instructions in the Claim Preparation section of the *Warranty Administration Manual*.

Claim Coding Information:

Authorization Number: SP 3-144-003
Repair Number: 38139-1-02
Expiration Date: 15 November 2009

Dealer Responsibility:

Dealers must perform this service program on affected vehicles at no charge to the owner regardless of vehicle mileage, age or ownership of the vehicle. If a vehicle affected by this service program is taken into or is in your vehicle inventory or at your dealership for service, you must perform this service program before the vehicle is sold or released to the owner.



Questions? Visit the Autocar website at www.autocartruck.com, and click the **Web-Link Direct** icon to request emergency service assistance.

SERVICE PROGRAM



SP 3-144-003 REVISION 1A 1-26-09

November, 2008

Affected Vehicles (by VIN):

Affected Vehicles, sorted by last (6) digits of VIN, in ascending order from left to right, then top to bottom:

5VCHC6JF48H205479	5VCHC6JF08H205480	5VCHC6JF28H205481	5VCHC6JF48H205482
5VCHC6KE48H205522	5VCHC6KE68H205523	5VCHC6KE88H205524	5VCHC6KEX8H205525
5VCHC6KE18H205526	5VCHC6JFX8H205602	5VCHC6JF18H205603	5VCHC6JFX8H205616
5VCHC6HE98H205619	5VCHC6HE58H205620	5VCHC6HE78H205621	5VCHC6KE08H205629
5VCHC6KE78H205630	5VCHC6KE98H205631	5VCHC6KE08H205632	5VCHC6KE28H205633
5VCHC6KE48H205634	5VCHC6KE68H205635	5VCHC6KE88H205636	5VCHC6KEX8H205637
5VCHC6KE18H205638	5VCHC6KE38H205639	5VCHC6KEX8H205640	5VCHC6KE18H205641
5VCHC6KE38H205642	5VCHC6KE58H205643	5VCHC6KE78H205644	5VCHC6KE98H205645
5VCHC6KE08H205646	5VCHC6KE28H205647	5VCHC6KE48H205648	5VCHC6JF88H205677
5VCHC6JFX8H205678	5VCH36JF18H205682	5VCH36JF38H205683	5VCH36JF58H205684
5VCH36JF78H205685	5VCH36JF98H205686	5VCHC6JF48H205692	5VCHC6JF68H205693
5VCHC6KE08H205694	5VCHC6KE28H205695	5VCHC6KE48H205696	5VCHC6KE68H205697
5VCH36HE38H205812	5VCH36JF08H205835	5VCH36JF28H205836	5VCHC6KE68H205893
5VCHC6KE88H205894	5VCHC6JF98H205946	5VCHC6JF08H205947	5VCHC6JF28H205948
5VCHC6JF48H205949	5VCHC6JF08H205950	5VCHC6JF28H205951	5VCH36JF58H206060
5VCH36JF78H206061	5VCHC6JF28H206095	5VCHC6JF48H206096	5VCHC6JF68H206097
5VCHC6JF88H206098	5VCHC6JF08H206144	5VCHC6JF28H206145	5VCHC6KF68H206146
5VCHC6KF88H206147	5VCHC6HEX8H206164	5VCHC6LE98H206177	5VCHC6LE08H206178
5VCHC6LE28H206179	5VCHC6LE98H206180	5VCHC6LE08H206181	5VCHC6LE28H206182
5VCHC6LE48H206183	5VCH36HE98H206253	5VCH36HE08H206254	5VCHC6KE78H206261
5VCHC6KE98H206262	5VCHC6JFX8H206278	5VCHC6JF18H206279	5VCHC6JF88H206280
5VCHC6JF58H206303	5VCHC6JF78H206304	5VCHC6JF98H206305	5VCHC6JF08H206306
5VCHC6JF28H206307	5VCHC6JF48H206308	5VCHC6JF68H206309	5VCHC6JF28H206310
5VCHC6JF48H206311	5VCHC6JF68H206312	5VCHC6JFX8H206362	5VCHC6JF68H206388
5VCHC6JF88H206389	5VCHC6JF48H206390	5VCHC6JF68H206391	5VCHC6JF88H206392
5VCHC6JFX8H206393	5VCHC6JF18H206394	5VCHC6JF38H206395	5VCHC6JF58H206396
5VCHC6JF78H206397	5VCHC6JF98H206398	5VCHC6JF08H206399	5VCHC6JF38H206400
5VCHC6JF58H206401	5VCHC6JF78H206402	5VCHC6JF28H206405	5VCHC6JF48H206406
5VCHC6JF68H206407	5VCHC6JF88H206408	5VCHC6JF78H206464	5VCHC6JF98H206465
5VCHC6JF08H206466	5VCHC6JF28H206467	5VCHC6JF48H206468	5VCHC6JF68H206469
5VCHC6JF28H206470	5VCHC6JF48H206471	5VCHC6JF78H206500	5VCHC6JF18H206511
5VCHC6JF38H206512	5VCHC6JFX8H206524	5VCHC6JF18H206525	5VCHC6JF38H206526
5VCHC6JF58H206527	5VCHC6JF78H206528	5VCHC6JF98H206529	5VCHC6JF58H206530
5VCHC6JF78H206531	5VCHC6JF98H206532	5VCHC6JF58H206558	5VCHC6JF38H206607
5VCHC6JF58H206608	5VCHC6JF78H206609	5VCHC6JF78H206612	5VCHC6JF98H206627
5VCHC6JF08H206628	5VCHC6JF28H206629	5VCHC6KF18H206636	5VCHC6KF38H206637
5VCHC6JF58H206642	5VCHC6JF78H206643	5VCHC6JF98H206644	5VCHC6JF08H206645
5VCHC6JF98H206708	5VCHC6JF08H206709	5VCHC6JF78H206710	5VCHC6JF98H206711
5VCHC6JF08H206712	5VCHC6JF08H206743	5VCHC6JF28H206744	5VCHC6JF98H206742
5VCHC6JF68H206746	5VCHC6JF88H206747	5VCHC6JFX8H206748	5VCHC6JF18H206749
5VCHC6JFX8H206751	5VCHC6JF18H206752	5VCHC6KF58H206753	5VCHC6KF78H206754
5VCHC6KF98H206755	5VCHC6KF08H206756	5VCHC6KF28H206757	5VCHC6KF48H206758
5VCHC6KF68H206759	5VCHC6KF28H206760	5VCHC6KF48H206761	5VCHC6KF68H206762



Questions? Visit the Autocar website at www.autocartruck.com, and click the **Web-Link Direct** icon to request emergency service assistance.

SERVICE PROGRAM



SP 3-144-003 REVISION 1A 1-26-09

November, 2008

5VCHC6KF88H206763	5VCHC6KFX8H206764	5VCHC6KF18H206765	5VCHC6KF38H206766
5VCHC6KF58H206767	5VCHC6JF58H206768	5VCHC6JF78H206769	5VCHC6JF38H206770
5VCHC6JF58H206771	5VCHC6JF78H206772	5VCHC6JF98H206773	5VCHC6JF08H206774
5VCHC6JF28H206775	5VCHC6JF48H206776	5VCHC6KF88H206777	5VCHC6KFX8H206778
5VCHC6KF18H206779	5VCHC6KF88H206780	5VCHC6KFX8H206781	5VCHC6KF18H206782
5VCHC6KF38H206783	5VCHC6KF58H206784	5VCHC6KF78H206785	5VCHC6KF98H206786
5VCHC6KF08H206787	5VCHC6KF28H206788	5VCHC6JF28H206789	5VCHC6JF98H206790
5VCHC6JF08H206791	5VCHC6JF28H206792	5VCHC6JF48H206793	5VCHC6JF68H206794
5VCHC6JF88H206795	5VCHC6JFX8H206796	5VCHC6JF18H206797	5VCHC6JF38H206798
5VCHC6JF58H206799	5VCHC6JF88H206800	5VCHC6JFX8H206801	5VCHC6JF18H206802
5VCHC6JF38H206803	5VCHC6JF58H206804	5VCHC6JF78H206805	5VCHC6JF98H206806
5VCHC6JF08H206807	5VCHC6JF28H206808	5VCHC6JF48H206809	5VCHC6JF08H206810
5VCHC6KF78H206818	5VCHC6KF98H206819	5VCHC6KF58H206820	5VCHC6KF78H206821
5VCH36JF18H206847	5VCH36JF38H206848	5VCH36JF58H206849	5VCH36JF18H206850
5VCH36JF38H206851	5VCHC6KF78H206852	5VCHC6KF98H206853	5VCHC6JF98H206854
5VCHC6JF08H206855	5VCHC6JF28H206856	5VCH36JF48H206857	5VCH36JF68H206858
5VCH36JF88H206859	5VCH36JF48H206860	5VCHC6KF88H206861	5VCH36JF78H206884
5VCHC6KF08H206885	5VCHC6KF28H206886	5VCHC6LE88H206901	5VCHC6LEX8H206902
5VCHC6LE18H206903	5VCHC6LE38H206904	5VCHC6LE58H206905	5VCHC6LE78H206906
5VCHC6KFX8H206912	5VCHC6KF18H206913	5VCHC6KF38H206914	5VCHC6KF58H206915
5VCHC6KF78H206916	5VCHC6KF98H206917	5VCHC6KF08H206918	5VCHC6JF68H206939
5VCHC6JF28H206940	5VCHC6JF48H206941	5VCHC6JF68H206942	5VCHC6JF18H206976
5VCHC6JF38H206977	5VCHC6JF58H206978	5VCHC6JF78H206979	5VCHC6JF38H206980
5VCHC6JF58H206981	5VCHC6JF78H206982	5VCHC6JF98H206983	5VCHC6JF08H206984
5VCHC6JF28H206985	5VCHC6JF48H206986	5VCHC6JF18H207044	5VCHC6JF98H207065
5VCHC6JF08H207066	5VCHC6JF28H207067	5VCHC6JF48H207068	5VCHC6JF68H207069
5VCHC6JF28H207070	5VCHC6JF48H207071	5VCHC6JF68H207072	5VCHC6JF28H207084
5VCHC6JF48H207085	5VCHC6JF08H207133	5VCHC6JF28H207134	5VCHC6JF48H207135
5VCHC6JF68H207136	5VCHC6JF88H207137	5VCHC6JFX8H207138	5VCHC6JF18H207139
5VCHC6JF88H207140	5VCHC6JFX8H207141	5VCHC6JF18H207142	5VCHC6JF38H207143
5VCHC6JF58H207144	5VCHC6JF78H207145	5VCHC6JF48H207152	5VCHC6JF68H207153
5VCHC6JF88H207154	5VCHC6JF38H207160	5VCHC6JF58H207161	5VCHC6JF18H207190
5VCHC6JF38H207191	5VCHC6JF58H207192	5VCHC6JF98H207194	5VCHC6JF08H207195
5VCHC6JF28H207196	5VCHC6JFX8H207253	5VCHC6JF18H207254	5VCHC6JF18H207285
5VCHC6JF38H207286	5VCHC6JF58H207287	5VCHC6JF78H207288	5VCHC6JF98H207289
5VCHC6JF58H207290	5VCHC6JF78H207291	5VCHC6JF98H207292	5VCHC6JF08H207293
5VCHC6LE78H207294	5VCHC6LE98H207295	5VCHC6LEX8H207306	5VCHC6LE18H207307
5VCHC6LE38H207308	5VCHC6LE58H207309	5VCHC6LE18H207310	5VCHC6LE38H207311
5VCHC6LE58H207312	5VCHC6LE78H207313	5VCHC6LE98H207314	5VCHC6LE08H207315
5VCHC6KF18H207348	5VCHC6KF68H207362	5VCHC6JF68H207363	5VCHC6JF88H207364
5VCHC6JFX8H207365	5VCHC6JF18H207366	5VCHC6JF38H207367	5VCHC6JF58H207368
5VCH36JF58H207399	5VCH36JF88H207400	5VCHC6KF58H207370	5VCHC6KF78H207371
5VCHC6KF98H207372	5VCHC6KF08H207373	5VCHC6KF28H207374	5VCHC6KF48H207375
5VCHC6KF68H207376	5VCHC6KF88H207377	5VCHC6KF18H207401	5VCHC6KF38H207402
5VCHC6KF68H207412	5VCHC6KF88H207413	5VCHC6KFX8H207414	5VCHC6KF18H207415
5VCHC6KF38H207416	5VCHC6JF18H207478	5VCHC6JF38H207479	5VCHC6KF18H207480



Questions? Visit the Autocar website at www.autocartruck.com, and click the **Web-Link Direct** icon to request emergency service assistance.

SERVICE PROGRAM



SP 3-144-003 REVISION 1A 1-26-09

November, 2008

5VCHC6JF18H207528	5VCHC6JF48H207538	5VCHC6JF08H207553	5VCHC6JF28H207554
5VCHC6JF48H207555	5VCHC6JF68H207556	5VCHC6JF38H207580	5VCHC6KF18H207575
5VCHC6KF38H207576	5VCHC6JF58H207581	5VCH36JF78H207582	5VCHC6JF98H207583
5VCHC6JF49H207590	5VCHC6JF69H207591	5VCHC6JF89H207592	5VCHC6JFX9H207593
5VCHC6JF19H207594	5VCHC6JF39H207595	5VCHC6JF59H207596	5VCHC6JF79H207597
5VCHC6JF99H207598	5VCHC6JF09H207599	5VCHC6KF18H207608	5VCHC6KF78H207631
5VCHC6KF98H207632	5VCHC6JFX8H207642	5VCHC6JF18H207643	5VCHC6JFX9H207657
5VCHC6KF69H207668	5VCHC6KF89H207669	5VCHC6KF49H207670	5VCHC6KF69H207671
5VCHC6KF89H207672	5VCHC6JF89H207673	5VCHC6JF99H207682	5VCHC6JF09H207683
5VCHC6JF29H207684	5VCHC6JF49H207685	5VCHC6JF69H207686	5VCHC6JF89H207687
5VCHC6JFX9H207688	5VCHC6JF19H207689	5VCHC6JF89H207690	5VCHC6JFX9H207691
5VCH36HE59H207692	5VCHC6KF59H207743	5VCHC6KF79H207744	5VCHC6KFX9H207771
5VCHC6KF19H207772	5VCHC6KE58H207781	5VCHC6KF49H207782	5VCHC6KF69H207783
5VCHC6KF89H207784	5VCHC6KFX9H207785	5VCHC6KF09H207794	5VCHC6KF29H207795
5VCHC6KF39H207806	5VCHC6KF59H207807	5VCHC6KF79H207808	5VCHC6KF99H207809
5VCHC6KFX9H207821	5VCHC6KF19H207822	5VCHC6KF39H207823	5VCHC6KF59H207824
5VCHC6JF09H207831	5VCHC6JF29H207832	5VCHC6KF59H207841	5VCHC6KF59H207905
5VCH36KF29H207912	5VCHC6KE09H207947	5VCHC6KE29H207948	5VCHC6KE49H207949
5VCHC6KF19H207979	5VCHC6KF89H207980	5VCHC6KFX9H207981	5VCHC6KF19H207982
5VCHC6KF09H207987	5VCHC6KF29H207988	5VCHC6KF49H207989	5VCHC6KF09H207990
5VCHC6KF29H207991	5VCHC6KF49H207992	5VCHC6KF69H207993	5VCHC6KF89H207994
5VCHC6JF39H207998	5VCHC6KF19H208016	5VCHC6KF39H208017	5VCHC6KF79H208019
5VCHC6KF39H208020	5VCHC6KF59H208021	5VCHC6KF79H208022	5VCHC6KF99H208023
5VCHC6JF29H208091	5VCHC6JF49H208092	5VCHC6JF69H208093	5VCHC6JF89H208094
5VCHC6JFX9H208095	5VCHC6JF19H208096	5VCHC6JF39H208097	5VCHC6JF59H208098
5VCHC6JF79H208099	5VCHC6JFX9H208100	5VCHC6KF59H208116	5VCHC6KF49H208124
5VCHC6JF49H208125	5VCHC6JF89H208127	5VCHC6JF79H208152	5VCHC6JF99H208153
5VCHC6JF09H208154	5VCHC6JF29H208155	5VCHC6JF59H208196	5VCHC6JF79H208197
5VCHC6JF99H208198	5VCHC6JF09H208199	5VCHC6JF39H208200	5VCHC6JF59H208201
5VCHC6JF79H208202	5VCHC6JF99H208203	5VCHC6KF49H208401	5VCHC6KF69H208402
5VCHC6KF59H208391	5VCHC6KF79H208392	5VCHC6KF99H208393	5VCHC6KF09H208394
5VCHC6KF29H208395	5VCHC6KF49H208396	5VCH36KF69H208397	5VCH36KF89H208398
5VCH36KFX9H208399	5VCH36KF29H208400		



Questions? Visit the Autocar website at www.autocartruck.com, and click the **Web-Link Direct** icon to request emergency service assistance.

SERVICE PROGRAM



SP 3-144-003 REVISION 1A 1-26-09

November, 2008


REPAIR PROCEDURE:

WARNING
To prevent eye injury, always wear eye protection when performing vehicle maintenance, service, or inspection.


WARNING
Turn and lock battery disconnect switch to disconnect the battery supply from the rest of the truck to limit the risk of fire when working on the truck

DANGER
Before working on a vehicle, turn the engine to off, set the parking brake, place the transmission in neutral and block the wheels. Failure to do so can result in unexpected vehicle movement, resulting in serious personal injury or death.

1. Remove instrument cluster from dash by removing (4) screws with Phillips head screwdriver (Figure 1).



2. Remove (2) white harness connectors from back of instrument cluster light bar (Figure 2).



3. Remove A1440014-001 light bar from instrument cluster by removing (4) screws with Phillips screwdriver (Figure 3).




4. Install A1440014-003 light bar to instrument cluster with (4) screws and Phillips screwdriver.



Questions? Visit the Autocar website at www.autocartruck.com, and click the **Web-Link Direct** icon to request emergency service assistance.


- Using terminal extracting tool, remove wire 0C-BL from cavity #7, and remove wire 432-C from cavity #5 (Figure 5).



- Using small screwdriver or pick, pry locking tangs out on terminals extracted from 10-way connector (Figure 6).



- From new lamp jumper harness S8730002-002, insert wire 0C-EL into cavity #7 and insert wire 432-F into cavity #5 on main cab harness light connector. Using the wires from the light bar connector in cavity #4, insert wire 0C-BL into cavity #2, and insert wire 432-C into cavity #1 of the 2-way on harness S8730002-002 (Figure 7).



- Reinstall (2) white harness connectors to back of A144014-003 light bar.
- Reinstall instrument cluster to dash with (4) screws and Phillips screwdriver.
- Turn ignition on and check that all lamps illuminate in the light bar and that the gauges perform a diagnostic sweep.

