


SERVICE PROGRAM



SP 8-661-001

NOVEMBER 2007

ATTENTION: SERVICE MANAGERS / PARTS MANAGERS

SUBJECT: OMITTED WELD ON RIGHT-SIDE CAB HINGE

VEHICLES AFFECTED: CERTAIN AUTOCAR WXLL MODEL VEHICLES BUILT BETWEEN 27 APR 2007 AND 21 NOV 2007, VIN RANGE 205479 TO 206712

EXPIRES: 01 DECEMBER 2008

Service Program Information

Autocar has discovered an issue potentially affecting the operation of certain WXLL heavy-duty class 8 vehicles. On the right-side cab hinge, the hinge manufacturer may have omitted a weld bead. The omitted weld may have an adverse effect on the integrity of the hinge, which could possibly lead to a failure of the hinge. This service program describes the inspection procedure to verify whether the cab hinge was fabricated with an omitted weld.

Vehicles Affected

There are 140 affected vehicles that were manufactured between 27 APR 2007 and 21 NOV 2007, within VIN range 205479 to 206712. Refer to the VIN list on *page 2*.

NOTE: To determine whether a particular vehicle is affected by this service program (or any other service program), consult the *Service & Warranty* link through Autocar's website: www.autocartruck.com. After logging in to the dealer section of the website, enter the VIN into the VIN Profile; the system will display any outstanding service programs.

Inspection

If the vehicle's VIN is within the specified VIN range and included in the accompanying VIN list on *page 2*, visually inspect the cab hinge, as instructed in the **INSPECTION PROCEDURE** on *page 3*.

Repair

If the inspection of the cab hinge reveals that the weld has been omitted, contact Autocar's service hotline at 877-973-3486 (ext. 6062) for further repair instructions.

Time Allowance

0.5 hour per vehicle.

Parts

There are no parts necessary to perform this inspection procedure.

Claims for Reimbursement

Submit a claim following the published instructions in the *Claim Preparation* section of the *Warranty Administration Manual*.

Claim Coding Information

Authorization Number: SP 8-661-001

Inspection Number: 81812-1-01 (0.5 hour)

Expiration Date: 01 DEC 2008


Dealer Responsibility

Dealers must perform this service program on affected vehicles at no charge to the owner regardless of vehicle mileage, age, or ownership of the vehicle. If a vehicle affected by this service program is taken into or is in your vehicle inventory or at your dealership for service, you must perform this service program before the vehicle is sold or released to the owner.



Questions? Visit the Autocar website at www.autocartruck.com and click the **Web Link Direct** icon to request emergency service assistance.

SERVICE PROGRAM



SP 8-661-001

NOVEMBER 2007

Affected Vehicles (by VIN)

Affected vehicles, sorted by last (6) digits of VIN, in ascending order from left to right, then top to bottom:

5VCHC6JF48H205479	5VCHC6JF08H205480	5VCHC6JF28H205481	5VCHC6JF48H205482
5VCHC6KE48H205522	5VCHC6KE68H205523	5VCHC6KE88H205524	5VCHC6KEX8H205525
5VCHC6KE18H205526	5VCHC6JFX8H205602	5VCHC6JF18H205603	5VCHC6JFX8H205616
5VCHC6HE98H205619	5VCHC6HE58H205620	5VCHC6HE78H205621	5VCHC6KE08H205629
5VCHC6KE78H205630	5VCHC6KE98H205631	5VCHC6KE08H205632	5VCHC6KE28H205633
5VCHC6KE48H205634	5VCHC6KE68H205635	5VCHC6KE88H205636	5VCHC6KEX8H205637
5VCHC6KE18H205638	5VCHC6KE38H205639	5VCHC6KEX8H205640	5VCHC6KE18H205641
5VCHC6KE38H205642	5VCHC6KE58H205643	5VCHC6KE78H205644	5VCHC6KE98H205645
5VCHC6KE08H205646	5VCHC6KE28H205647	5VCHC6KE48H205648	5VCHC6JF88H205677
5VCHC6JFX8H205678	5VCH36JFX8H205681	5VCH36JF18H205682	5VCH36JF58H205684
5VCH36JF78H205685	5VCH36JF98H205686	5VCHC6JF48H205692	5VCHC6JF68H205693
5VCHC6KE08H205694	5VCHC6KE28H205695	5VCHC6KE48H205696	5VCHC6KE68H205697
5VCH36HE38H205812	5VCH36JF08H205835	5VCH36JF28H205836	5VCHC6KE68H205893
5VCHC6KE88H205894	5VCHC6HE48H205897	5VCHC6HE68H205898	5VCHC6JF08H205947
5VCHC6JF28H205948	5VCHC6HE08H206030	5VCH36JF58H206060	5VCH36JF78H206061
5VCHC6HE68H206064	5VCHC6HE88H206065	5VCHC6HE78H206087	5VCHC6HE98H206088
5VCHC6HE08H206089	5VCHC6JF28H206095	5VCH36HE88H206132	5VCH36HEX8H206133
5VCHC6KF68H206146	5VCHC6KF88H206147	5VCHC6HEX8H206164	5VCHC6LE98H206177
5VCHC6LE28H206179	5VCHC6LE98H206180	5VCHC6LE08H206181	5VCHC6LE28H206182
5VCHC6LE48H206183	5VCHC6HE58H206184	5VCHC6HE78H206185	5VCHC6HE98H206186
5VCHC6HE38H206247	5VCHC6HE58H206248	5VCHC6JF38H206249	5VCHC6JFX8H206278
5VCHC6JF18H206279	5VCHC6JF88H206280	5VCHC6JF58H206303	5VCHC6JF78H206304
5VCHC6JF98H206305	5VCHC6JF08H206306	5VCHC6JF28H206307	5VCHC6JF48H206308
5VCHC6JF68H206309	5VCHC6JF28H206310	5VCHC6JF48H206311	5VCHC6JF68H206312
5VCHC6JFX8H206362	5VCHC6JF68H206388	5VCHC6JF88H206389	5VCHC6JF48H206390
5VCHC6JF68H206391	5VCHC6JF88H206392	5VCHC6JFX8H206393	5VCHC6JF18H206394
5VCHC6JF38H206395	5VCHC6JF58H206396	5VCHC6JF98H206398	5VCHC6JF38H206400
5VCHC6JF78H206464	5VCHC6JF98H206465	5VCHC6JF28H206467	5VCHC6JF68H206469
5VCHC6JF48H206471	5VCHC6JFX8H206524	5VCHC6JF18H206525	5VCHC6JF38H206526
5VCHC6JF58H206527	5VCHC6JF78H206528	5VCHC6JF98H206529	5VCHC6JF58H206530
5VCHC6JF78H206531	5VCHC6JF98H206532	5VCHC6JF58H206558	5VCHC6JF38H206607
5VCHC6JF58H206608	5VCHC6JF78H206609	5VCHC6JF78H206612	5VCHC6JF98H206627
5VCHC6JF08H206628	5VCHC6KF18H206636	5VCHC6KF38H206637	5VCHC6JF58H206642
5VCHC6JF78H206643	5VCHC6JF98H206644	5VCHC6JF08H206645	5VCHC6JF98H206708
5VCHC6JF08H206709	5VCHC6JF78H206710	5VCHC6JF98H206711	5VCHC6JF08H206712



SERVICE PROGRAM



SP 8-661-001

NOVEMBER 2007

SAFETY NOTICES

WARNING

To prevent eye injury, always wear eye protection when performing vehicle maintenance, service, or inspection.

DANGER

Before working on a vehicle, turn the engine to off, set the parking brake, place the transmission in neutral and block the wheels. Failure to do so can result in unexpected vehicle movement, resulting in serious personal injury or death.

LOCKOUT/TAGOUT PROCEDURES

Before entering the vehicle or vehicle body, read and follow OSHA regulations concerning entry and working in "CONFINED SPACE" OSHA 1910.146 and "LOCKOUT/TAGOUT" OSHA 1910.147.

Follow OSHA regulations while performing any work on the vehicle.

The vehicle must be disabled by the following steps before performing any work on the vehicle:

1. Place the transmission in PARK.
2. Set the parking brake.
3. Shut the engine OFF.
4. Turn the battery disconnect switch OFF.
5. Lock cab doors, keep the key in your pocket, and block the wheels before entering the body or performing any work on the vehicle.
6. Place magnetic "DANGER" signs on both cab doors before entering the body or performing any work on the vehicle.

INSPECTION PROCEDURE

Using a floor creeper and a flashlight, visually inspect the right-side cab hinge from underneath the truck.

If both weld beads are present (*Figure 1, Items 1 and 2*), no further action is necessary for this service program.

If the inside weld bead is not present (*Figure 1, Item 2*), the cab hinge must be repaired. Contact the Autocar service hotline at 877-973-3486 (ext. 6062) for further repair instructions.




Figure 1

Please direct all questions regarding this service program to: info@autocartruck.com or the service hotline at 877-973-3486 (ext. 6062).



Questions? Visit the Autocar website at www.autocartruck.com and click the **Web Link Direct** icon to request emergency service assistance.